
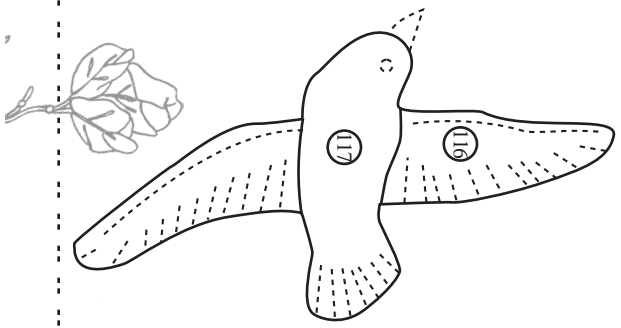
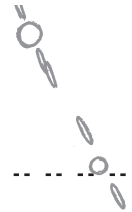


**CORRECTED PATTERN PAGE 28** for Right Placement Diagram and Pattern Pieces for  
Center Medallion 2011  
*Do You See What I See?*

Join the three pages at the double dotted lines to form one whole page — which is the correct size for Pattern Page 28 in your 2011 Calendar pattern book.

down on  
lay the  
eck, match  
double  
structions  
around the  
e star.



This is a  
**TEST SQUARE.**  
If it measures 3"  
when you print this  
page, then your printer  
is reproducing the  
page at the  
correct size.

